

laguna

smooth concrete tile

beautiful | durable | bespoke



sophisticated and elegant – embodies the depth of colour, natural character and inherent sheen. one-of-a-kind smooth surface that is incredibly hard wearing and environmentally preferable.

concrete

collaborative

CC's original smooth concrete tile


laguna tile's off-form surface features a smooth surface with vibrant integral colour and an inherent sheen with natural tonal variation. ideal for retail, residential and high-traffic applications. infinite sizes from 100mm x 100mm to 900mm x 900mm and anywhere in between, thicknesses from 15mm to 25mm. endless colour choices.

installation


Follow Australian Standards and manufacturer's instructions

- **store:** under cover, acclimatise, max two crates high
- **substrate:** clean, level, sound, max moisture 5.5%
- **expansion joints:** 6m x 6m indoors
- **adhesive:** Mapei Granirapid, thinset, backbutter, blend
- **min grout joint:** +/- 0.5% of max tile length
- **pre-seal clean:** auto scrub with [CC maintenance](#) cleaner and white twister pad
- **pre-seal harden:** [CC pre-seal hardener](#), rinse
- **seal:** two coats [CC protector](#) applied thin 3M white pad to buff
- **maintain:** wipe up spills and spot clean mop regularly with [CC maintenance cleaner](#)


colours of Australia




ivory




pietra



taupe



fossil



pewter



coal

Collaborate:

w www.concrete-collaborative.com.au

e sales@concrete-collaborative.com.au

p 1800 OVERLAY (1800 683 752)

KYNETON | NEW YORK | LOS ANGELES | SAN FRANCISCO